



 a a *







 a a *







 a a *





 a a *







 a a *






 C C *







 C C *







 C C *





 C C *





 C C *



A handwriting practice row for the letter 'd'. The background is divided into three horizontal bands: a light blue sky band at the top, a light green grass band in the middle, and a light brown ground band at the bottom. On the left side, there is a cloud in the sky, a mole in the ground with its legs sticking out, and the text 'dig dig dig' below it. The letter 'd' is shown in three stages: a solid black 'd' with a dashed arrow indicating the downward stroke, a dashed 'd' with a green star at the starting point, and a solid green star. On the right side, there is a sun behind a cloud in the sky and a tuft of grass in the grass band.

A handwriting practice row for the letter 'd', identical in layout to the first row but with a smaller size.

A handwriting practice row for the letter 'd', identical in layout to the first row but with a smaller size.

A handwriting practice row for the letter 'd', identical in layout to the first row but with a smaller size.

A handwriting practice row for the letter 'd', identical in layout to the first row but with a smaller size.

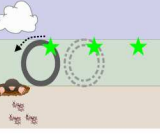
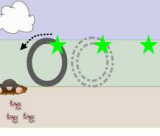
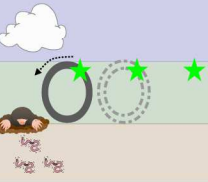
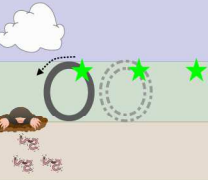
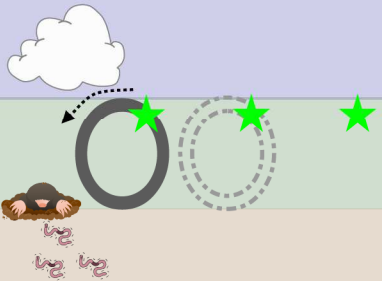
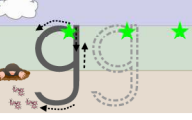
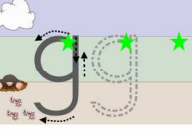
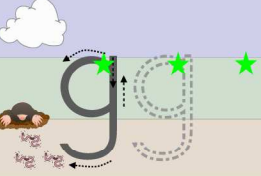
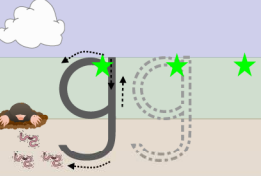
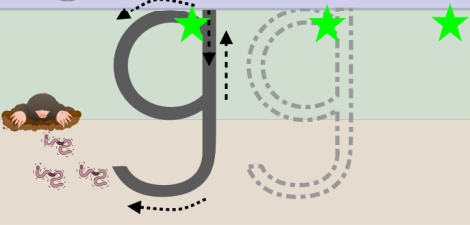
A handwriting practice row for the letter 'e'. The background is divided into three horizontal bands: a light blue sky band at the top, a light green grass band in the middle, and a light brown ground band at the bottom. On the left side, there is a cloud in the sky, a mole in the ground with its legs sticking out, and the text 'dig dig dig' below it. The letter 'e' is shown in three stages: a solid black 'e' with a dashed arrow indicating the counter-clockwise stroke, a dashed 'e' with a green star at the starting point, and a solid green star. On the right side, there is a sun behind a cloud in the sky and a tuft of grass in the grass band.

A handwriting practice row for the letter 'e', identical in layout to the first row but with a smaller size.

A handwriting practice row for the letter 'e', identical in layout to the first row but with a smaller size.

A handwriting practice row for the letter 'e', identical in layout to the first row but with a smaller size.

A handwriting practice row for the letter 'e', identical in layout to the first row but with a smaller size.



Handwriting practice row for the letter 'p'. The background is divided into three horizontal bands: light blue at the top, light green in the middle, and light brown at the bottom. On the left, there is a cloud, a mole, and worms. On the right, there is a sun behind a cloud and a tuft of grass. The letter 'p' is shown in a large size. A solid 'p' has a dashed arrow indicating the stroke direction: a counter-clockwise curve for the bowl and a vertical line down for the stem. A dashed 'p' is next to it, with a green star at the starting point of the bowl. A third green star is placed further to the right in the green band.

Handwriting practice row for the letter 'p'. Similar to the first row, but the solid 'p' and dashed 'p' are smaller in size. There are two green stars: one at the start of the dashed 'p' and one further to the right in the green band.

Handwriting practice row for the letter 'p'. Similar to the first row, but the solid 'p' and dashed 'p' are smaller in size. There are two green stars: one at the start of the dashed 'p' and one further to the right in the green band.

Handwriting practice row for the letter 'p'. Similar to the first row, but the solid 'p' and dashed 'p' are smaller in size. There are two green stars: one at the start of the dashed 'p' and one further to the right in the green band.

Handwriting practice row for the letter 'p'. Similar to the first row, but the solid 'p' and dashed 'p' are smaller in size. There are two green stars: one at the start of the dashed 'p' and one further to the right in the green band.

Handwriting practice row for the letter 's'. The background is divided into three horizontal bands: light blue at the top, light green in the middle, and light brown at the bottom. On the left, there is a cloud, a mole, and worms. On the right, there is a sun behind a cloud and a tuft of grass. The letter 's' is shown in a large size. A solid 's' has a dashed arrow indicating the stroke direction: a continuous S-shaped curve. A dashed 's' is next to it, with a green star at the starting point. Two more green stars are placed further to the right in the green band.

Handwriting practice row for the letter 's'. Similar to the first row, but the solid 's' and dashed 's' are smaller in size. There are three green stars: one at the start of the dashed 's' and two further to the right in the green band.

Handwriting practice row for the letter 's'. Similar to the first row, but the solid 's' and dashed 's' are smaller in size. There are three green stars: one at the start of the dashed 's' and two further to the right in the green band.

Handwriting practice row for the letter 's'. Similar to the first row, but the solid 's' and dashed 's' are smaller in size. There are three green stars: one at the start of the dashed 's' and two further to the right in the green band.

Handwriting practice row for the letter 's'. Similar to the first row, but the solid 's' and dashed 's' are smaller in size. There are three green stars: one at the start of the dashed 's' and two further to the right in the green band.